



How to Separate and Discard Household Garbage

How to Discard Household Garbage : Basic Rules

- 1 Obey the rules for separating garbage, properly separate the garbage by categories.
- 2 Use garbage bags designated by the city or grocery bags (transparent or semi-transparent, marked 10L- 15L in volume).
 ※Paper items should be tied lengthwise and widthwise. Misc paper items should be put into a paper bag and tied up.
 ※Paper items and clothes are hard to recycle if they get wet. If the collection day is rainy, wait until the next collection day.
- 3 Check the collection day beforehand, and take the garbage out to the designated area on the collection day before 8 AM.

Note

- ★ The amount of garbage you can dispose of is limited to 5 bags per collection day.
- ★ The designated collection area might be different for general waste and recyclings.
- ★ Items will be collected separately on Can・Glass Bottle・Clothes days and PET Bottle・Paper days, so please don't put out anything after 8 AM even if there are uncollected items left at the designated area.

Waste Collection Days

Please circle the disposal schedule of your area.

General Waste
2 times/Week

MON • THU

TUE • FRI

Resources/Recycle

Every Wednesday

A Course

Cans・Bottles・
Clothes
1st,3rd **WED**

Paper・PET Bottles
2nd,4th,5th **WED**

B Course

Cans・Bottles・
Clothes
2nd,4th **WED**

Paper・PET Bottles
1st,3rd,5th **WED**

Electric Home Appliances、
Flourescent
2 times/year

About bringing your own garbage in for disposal

Drop off Location	Address・Phone Number	Drop off Times	Type of Garbage
Aogishi Stockyard	1342-8, Minato, Wakayama City TEL073-435-5560	Monday～Saturday (including holidays) 9:00～15:30	General Waste, Oversized Garbage, Flourescent Fixture, etc. Small Electric Appliances, etc. Cans, Glass Bottles, PET Plastic Bottles, Paper, Clothes
Aogishi Energy Centre	1342-3, Minato, Wakayama City TEL073-428-4153	Monday～Saturday (including holidays) 9:00～17:00	Deceased Animals/Pets
Collection Centre North Office	79-1, Dejima, Wakayama City TEL073-471-1503	Monday～Friday (including holidays) 9:00～15:00 (Please make an appointment in advance)	Small Electric Appliances, etc. Flourescent Fixtures, etc.
Collection Centre West Office	325, Donyu, Wakayama City TEL073-453-0253		

Visit the general waste division's website 「Rerecle Net」 for more information concerning gabage.

General Waste

★ Items measuring under 30 cm on any side are considered as nonrecyclable.

Kitchen Garbage



Drain it well !

Let the oil harden,
or soak up with
paper, etc.



Nonrecyclable Paper

- Tissues
- Paper cups
- Cartons that are silver on the inside
- Photos
- Receipt



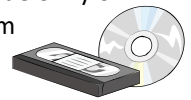
Ceramic Items

Discard 2-3
items at a time



Plastic Items

- Items made of plastic
- CD, DVD, Video Tapes
- Items made of nylon
- Styrofoam



Items made of Wood • Leather • Rubber

- Bags • Shoes
- Hoses • Wood chip



Please cut items longer than 50 cm
such as hoses into shorter pieces.

Dirty Clothes

- Underwear
- Dirty working uniform



Misc

- Branches
- Stuffed toys
- Broken Fluorescent Fixture

Tree branches should be less than 8 cm thick
and 50 cm long, and tied into bundles.



Be careful when throwing out
broken fluorescent fixtures, LED
lamp, and light bulbs.



Cans

Cans



Items must be emptied,
thoroughly cleaned and
dried ! Do not put anything
inside !

Metal Items



Sharp metal items such as knives
should be wrapped in
newspaper for safety reasons
before disposing.

Glass Bottles

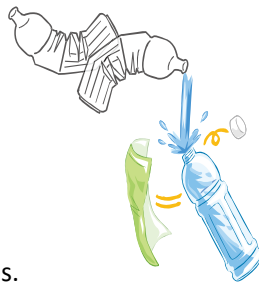
Items must be emptied,
thoroughly cleaned and dried !
Do not put anything inside !



Glass products and mirrors should be wrapped in
newspaper and thrown out with the General Waste !

PET Bottles

Label and cap should be thrown out with
General Waste.
Wash out, dry and crush the bottles.
Do not put anything inside !
Wait until the next collection day if it's
windy outside or there's only a few bottles.



Clothes

★ Cloth items should be bagged
up in the designated bag

- Down Jackets • Shirts
- Sheets • Towel, etc.



※Futon and blankets are considered oversized garbage
※If it's raining, wait until the collection day.

Paper

★ Paper items should be bundled lengthwise and widthwise

Newspaper • Flyers



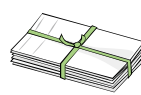
Magazines • Books • Misc



Cardboard



Cartons



Misc. paper goods are the recyclable
papers other than newspaper, magazines,
books, cardboards, and cartons.

- Tissue and snack boxes
- Notes, calendar, print outs
- Toilet paper rolls
- Paper bags, wrapping paper, etc.

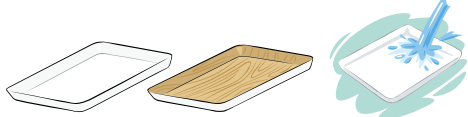


Misc paper items should be put into paper bags. Paper items are hard to recycle if
they get wet. If the collection day is rainy, wait until the next collection day.



White-Coloured Food Trays

Wash the trays thoroughly and
dispose at a supermarket's
collection box.



※Visit 「Rerecle Net」 for information on participating stores.

Visit the 「Rerecle Net」 website for more
information concerning garbage.



リリクルネット



<http://www.rerecle.net/>

Scan the QR code
for easy access

Oversized Garbage

★ Furniture, Bedding, Instruments, etc. Larger than 30 cm on any side (appliances excluded).

- Bring it in yourself to Aogishi Stockyard
- Schedule a pick up with the Oversized Garbage Reception Centre
(limited to 2-15 pieces, pick up date cannot be arranged)
- If you have a large amount of oversized garbage from moving or cleaning, please contact for a private company to dispose your garbage. (Fees will be applied)




※ Wakayama City cannot dispose of harmful, dangerous, or flammable items. Wakayama City does not collect rubble.
(You can bring them to the stockyard yourself.) Please refer to Wakayama City's homepage to find a private company.

Small Electric Appliances

★ Electric Home Appliances (appliances that run using batteries or are plugged in directly to an outlet) and their attachments. Must be small enough that a single person can carry it to be considered a small appliance

- Put it out for disposal in the predetermined location in your neighbourhood on the designated collection days (two times per year).

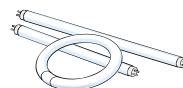


- Bring it to the Collection Centre or Aogishi Stockyard.

※ We also take unused matches, fireworks, and lights. There are certain items we don't take, please contact to get the information beforehand.

Flourescent Fixtures

★ Flourescent fixtures (not broken), dry cell batteries, button cell batteries, etc.



- Put it out for disposal in the predetermined location in your neighbourhood on the designated collection days (two times per year).
- Bring it in yourself to the Collection Centre or Aogishi Stockyard



※ When discarding flourescent fixtures, put the flourescent fixture into the boxes or envelop that came with them or wrap them in newspaper so they will not break. Use tape to insulate the button cell batteries. Broken flourescent fixtures, LED lamp and light bulbs are considered as general waste.

How to Dispose of Air Conditioners, Televisions, Refrigerators, Freezers, Washing Machines, and Clothes Dryers

- Contact the store you bought it from, a company that specializes in buying used appliances, or another appropriate nearby company to request a pick up.

※ Because of the cost of recycling, pick up fees, etc, it costs money to dispose of these items.

- You can take it to a designated pick up point.

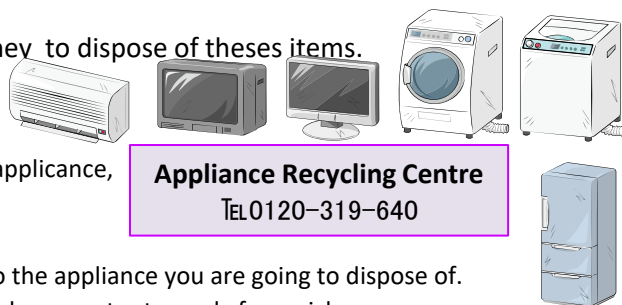
① Pay the Recycling Fee at the Post Office

※ The recycling fee differs depending on the maker, size, etc. of the appliance, be sure to confirm these details in advance.

② Bring it in to a Designated Pick up Point

※ Make sure you attach the recycling voucher from the Post Office to the appliance you are going to dispose of.

※ If you can't bring it in yourself, please contact the city's oversize garbage centre to apply for a pick up.



Appliance Recycling Centre
TEL 0120-319-640

【Designated Pick up Point】

Reception Hours: Monday ~ Saturday, 9:00 ~ 16:30 (Closed 11:30-13:00)

※ Saturday is an irregular holiday. Please contact them to check if they are open on Saturdays, Year-End/New Year, Bon Festival, Golden Week, and so on.

■ Mera Recycle, Designated Pick up Point (1660-459 Nishihama, Wakayama City / TEL 073-448-3344)

■ Nishitomi Unso (1381 Kishigawacho Marusu, Kinokawa City / TEL 0736-67-8881)

Recycling of Personal Computer

Computer 3R's Promotion Society
TEL 03-5282-7685

Contact the maker to request a pick up.

Contact the Computer 3R's Promotion Society for more information on the computers that the makers are unknown or self-made computers.

※ Wakayama City can dispose of personal computers manufactured before Sept. 2003 as small electric appliances.

Collection and Recycling of Cell Phone

Used cell phones, PHS, chargers and batteries can be collected free of charge by the cell phone/PHS companies.

Visit a cell phone store for more information

※ Wakayama City can dispose of them as small electric appliances as well.

Items the City cannot Collect and Dispose of

Natural Materials Soil, Sand, Stone, etc.

Dangerous and Harmful Substances

Agricultural chemicals, Chemicals, Propane gas canisters, Petroleum (gasoline, machine oil, kerosene, etc.), Fire extinguisher, Oil heater, etc.

Large Volume or Heavy Weight Items

Piano, Oil drum, Fiberglass reinforced plastic (FRP) boats, Fireproof safes, Sand bags, Stone and wood mortars (for mochi-making), etc.

Others

Tires other than bicycle tires, Gypsum board, PVC pipe, batteries, farm tractors/tillers, insulation materials, motorcycle and vehicle parts, etc.

※This list is only an example of the items the city cannot dispose of. For more information please contact Aogishi Stockyard.

● You can talk to store where you bought the item or a store that handles it. You can also call for a private company to dispose your garbage (fees will be applied).

※Please refer to Wakayama City's homepage to find a private company.

About the Collection of Deceased Animals (Pets, etc.)

● To schedule a pick up

Oversize Garbage Reception Centre

TEL0570-666-202

Reception Hours: Mon~Fri (excluding holidays)

8:30~16:00

※Pickups will be done in the afternoon of the same day for calls received in the morning. Calls received in the afternoon will have a pick up on the next day.

※Pick up of an animal that was your pet is 2,080 yen per animal.

● To bring in yourself

Aogishi Energy Centre Reception Office on the 4th floor

TEL073-428-4153

Reception Hours: Mon~Sat

9:00~17:00

※It will cost 1,030 yen per pet.

★The ash of your pet will NOT be returned to you.

'Fureai Shuushu' Special Pick up Service



The city will be sending staffs once a week to collect garbage from the individuals who have difficulty taking waste or recycling out of their houses to the designated waste collection area.

★The requirements for the applicants who have the certification of long-term care or the physical disability certificate will be different. For more information, please consult with the Collection Centre, North Office.



Group Recycling Compensation Policy

Group recycling is the people living in the same area gather their recyclings together, bring them to the recycling centre or company, and get a compensation for it.

★The city is supporting this project.

The amount of compensation depends on the amount of recycling.

For more information please contact the General Waste Division first.



For More Information

For questions concerning garbage, collecting location, and small electric appliances

Collection Centre North Office
Collection Centre West Office

TEL073-471-1503
TEL073-453-0253

For questions concerning bringing your own garbage in for disposal (household garbage, recycling, oversized garbage, small electric appliances, etc.)

Aogishi Stockyard

TEL073-435-5560

To apply for pickup of oversized garbage
To apply for pickup of deceased animals (pets)

Oversized Garbage Reception Centre
Mon~Fri (excluding holidays)
8:30~16:00

TEL0570-666-202
(Navigation dial)
※Call 「TEL073-426-8120」
from mobile phone.

Regarding bringing in deceased animals (pets) yourself

Aogishi Energy Centre

TEL073-428-4153

For information about 'fureai shuushu'-special garbage pick up services

Collection Centre North Office

TEL073-471-1503

For general information about garbage

General Waste Division

TEL073-435-1352